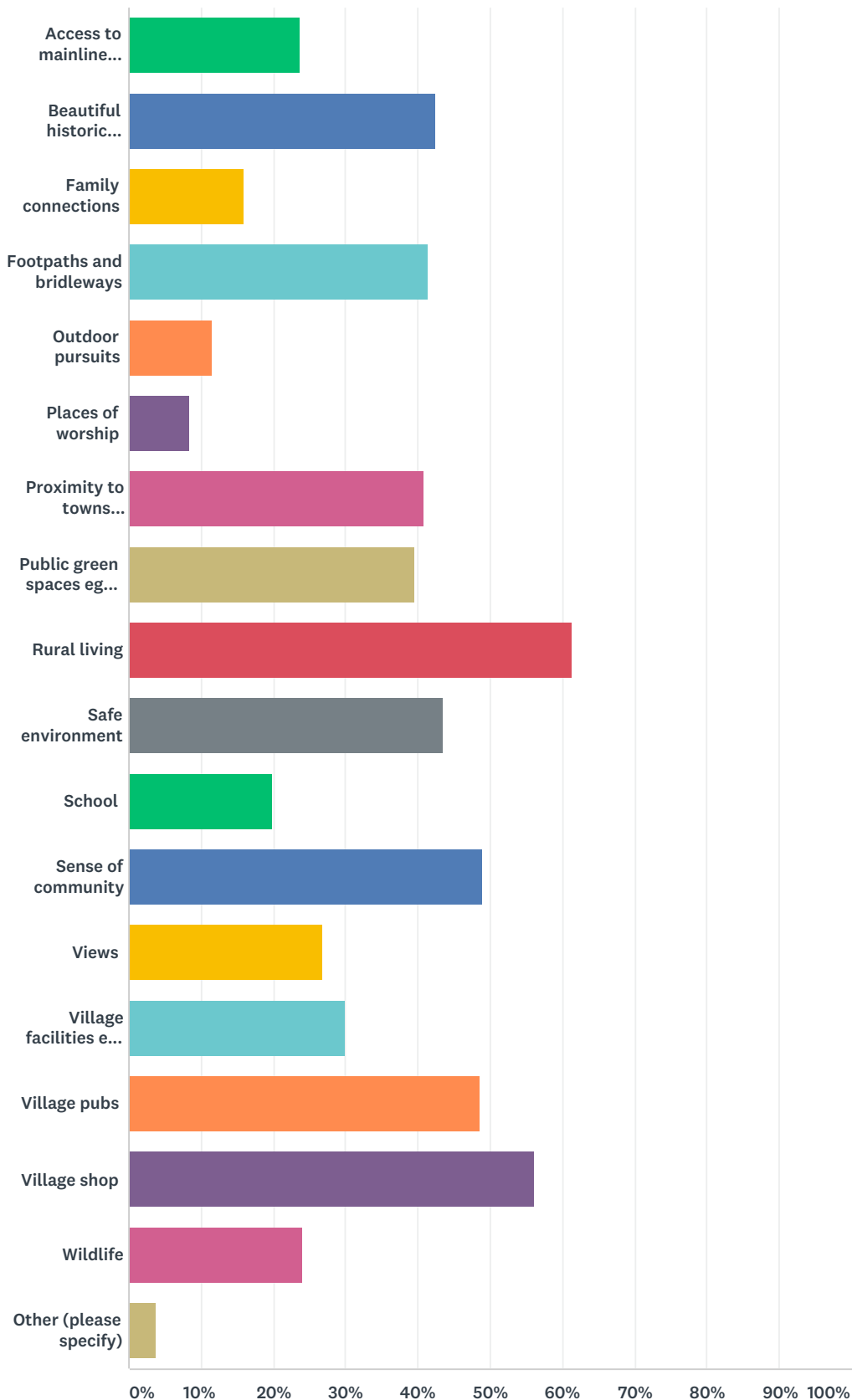


# Q1 What do you value most about living in the Parish?(Select UP TO SIX that you most value)

Answered: 321 Skipped: 11



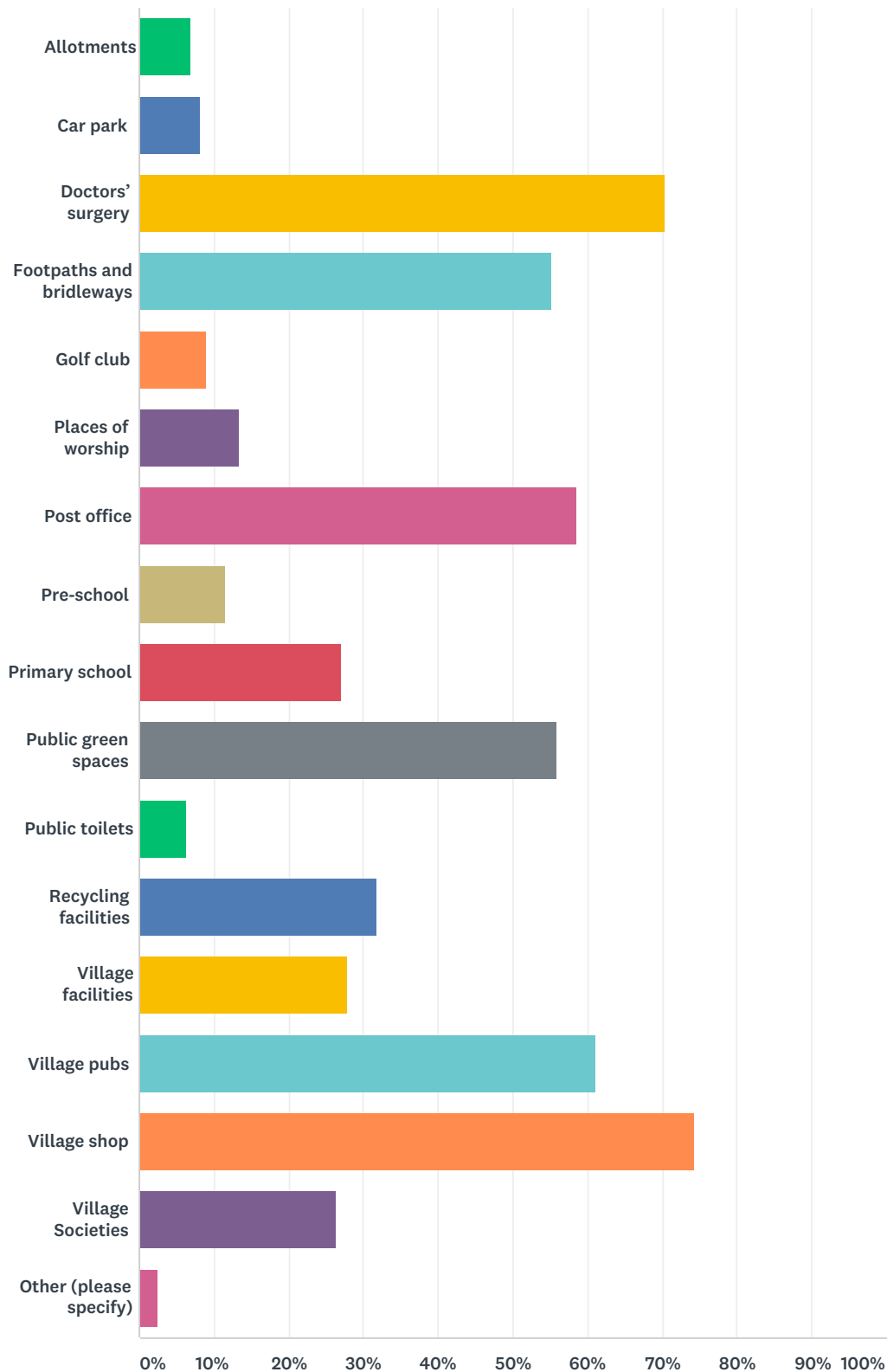
Access to mainline stations (1)	23.68%	76
Beautiful historic villages (2)	42.37%	136
Family connections (3)	15.89%	51
Footpaths and bridleways (4)	41.43%	133
Outdoor pursuits (5)	11.53%	37
Places of worship (6)	8.41%	27
Proximity to towns (Tunbridge Wells/Tonbridge/Paddock Wood) (7)	40.81%	131
Public green spaces eg Chequers Field, Gravel Pit, Hook Green common land (8)	39.56%	127
Rural living (9)	61.37%	197
Safe environment (10)	43.61%	140
School (11)	19.94%	64
Sense of community (12)	48.91%	157
Views (13)	26.79%	86
Village facilities eg village hall, allotments, playing fields etc (14)	29.91%	96
Village pubs (15)	48.60%	156
Village shop (16)	56.07%	180
Wildlife (17)	23.99%	77
Other (please specify) (18)	3.74%	12
Total Respondents: 321		

## BASIC STATISTICS

Minimum	Maximum	Median	Mean	Standard Deviation
1.00	18.00	10.00	9.71	4.79

## Q2 Which of the following amenities in the Parish do you value most? (Select UP TO SIX that you most value)

Answered: 331 Skipped: 1

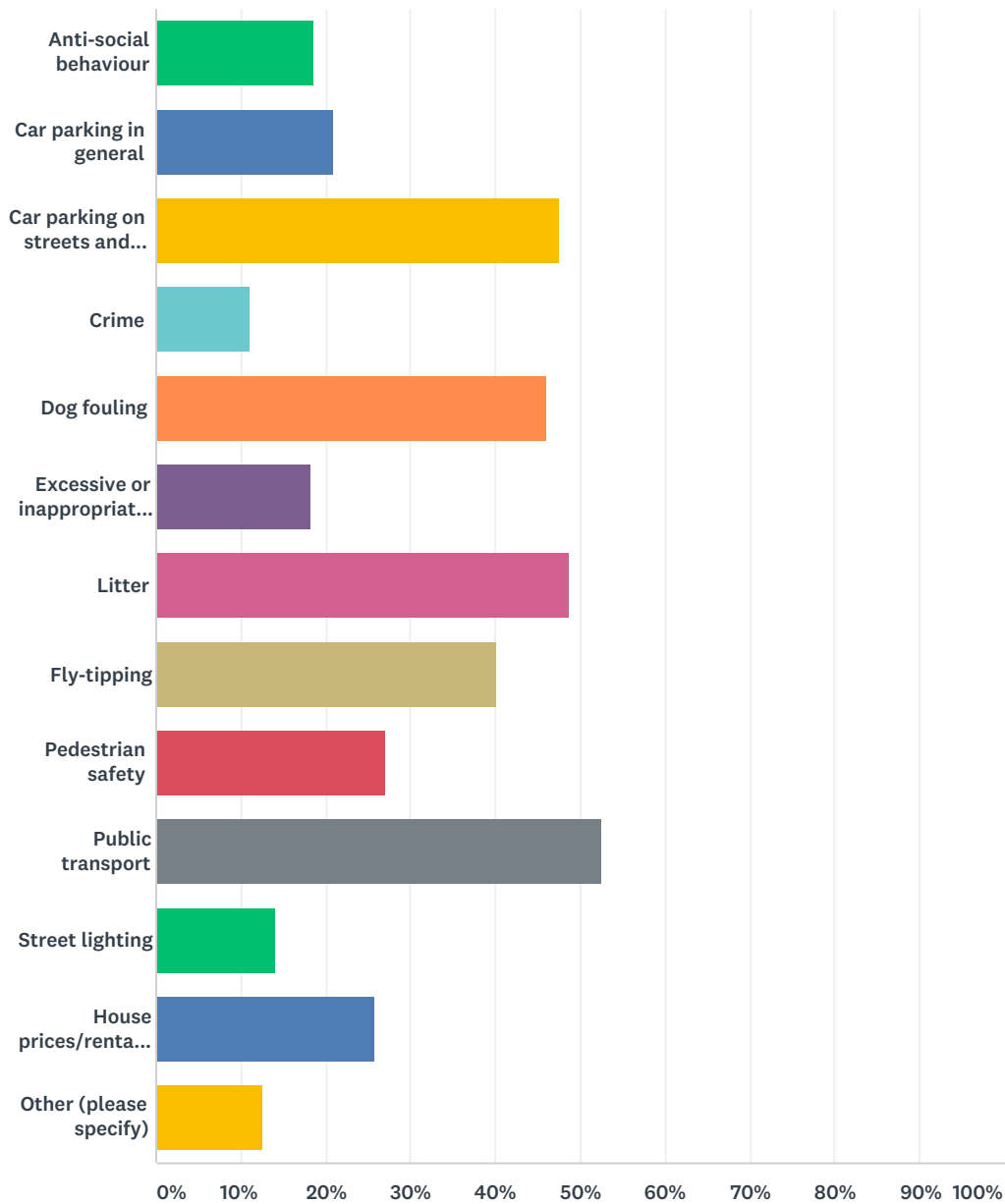


ANSWER CHOICES	RESPONSES
Allotments	6.95% 23

Car park	8.16%	27
Doctors' surgery	70.39%	233
Footpaths and bridleways	55.29%	183
Golf club	9.06%	30
Places of worship	13.29%	44
Post office	58.61%	194
Pre-school	11.48%	38
Primary school	26.89%	89
Public green spaces	55.89%	185
Public toilets	6.34%	21
Recycling facilities	31.72%	105
Village facilities	27.79%	92
Village pubs	61.03%	202
Village shop	74.32%	246
Village Societies	26.28%	87
Other (please specify)	2.42%	8
Total Respondents: 331		

### Q3 Do any of the following concern you?(Please Select UP TO FIVE that most concern you)

Answered: 326 Skipped: 6

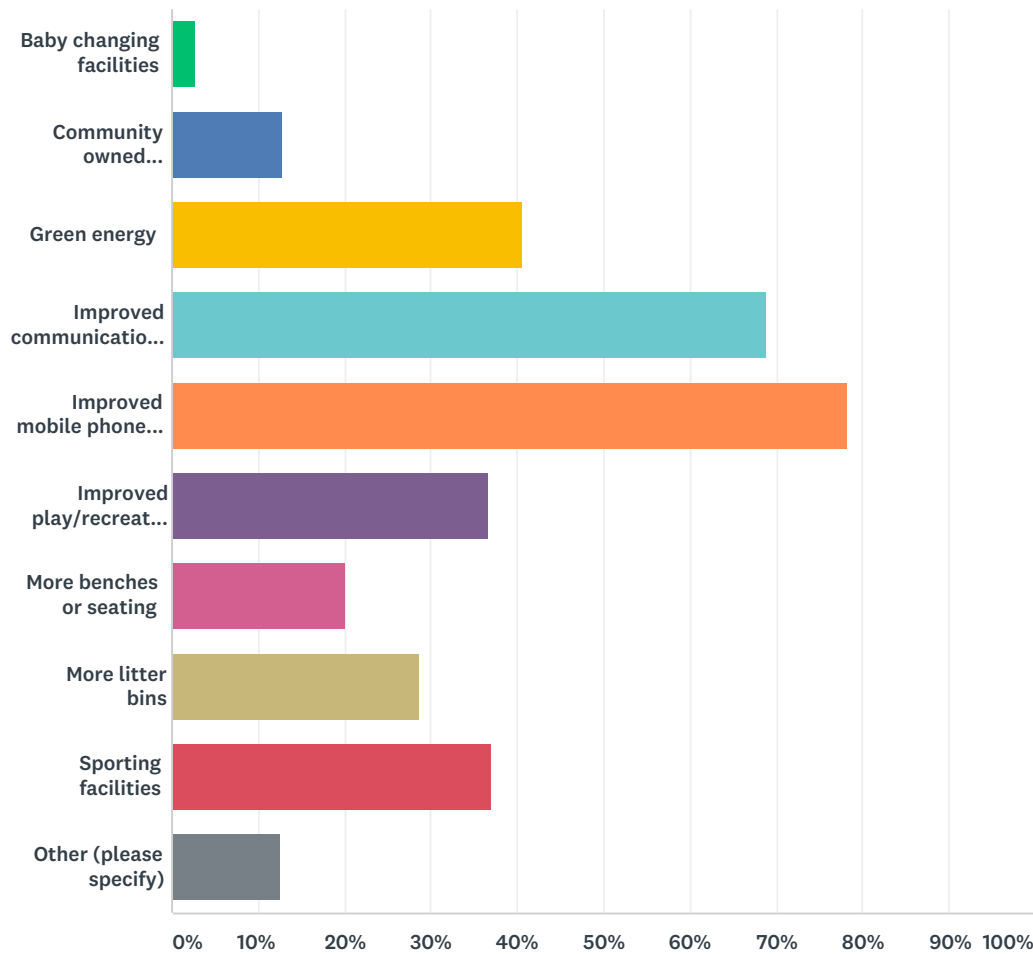


ANSWER CHOICES	RESPONSES	
Anti-social behaviour	18.71%	61
Car parking in general	20.86%	68
Car parking on streets and pavements	47.55%	155
Crime	11.04%	36
Dog fouling	46.01%	150
Excessive or inappropriate street signage	18.10%	59
Litter	48.77%	159
Fly-tipping	40.18%	131

Pedestrian safety	26.99%	88
Public transport	52.45%	171
Street lighting	14.11%	46
House prices/rental costs	25.77%	84
Other (please specify)	12.58%	41
Total Respondents: 326		

### Q4 Which facilities or services would you like to see developed or improved in the Parish? (Please select UP TO FIVE from the following)

Answered: 327 Skipped: 5

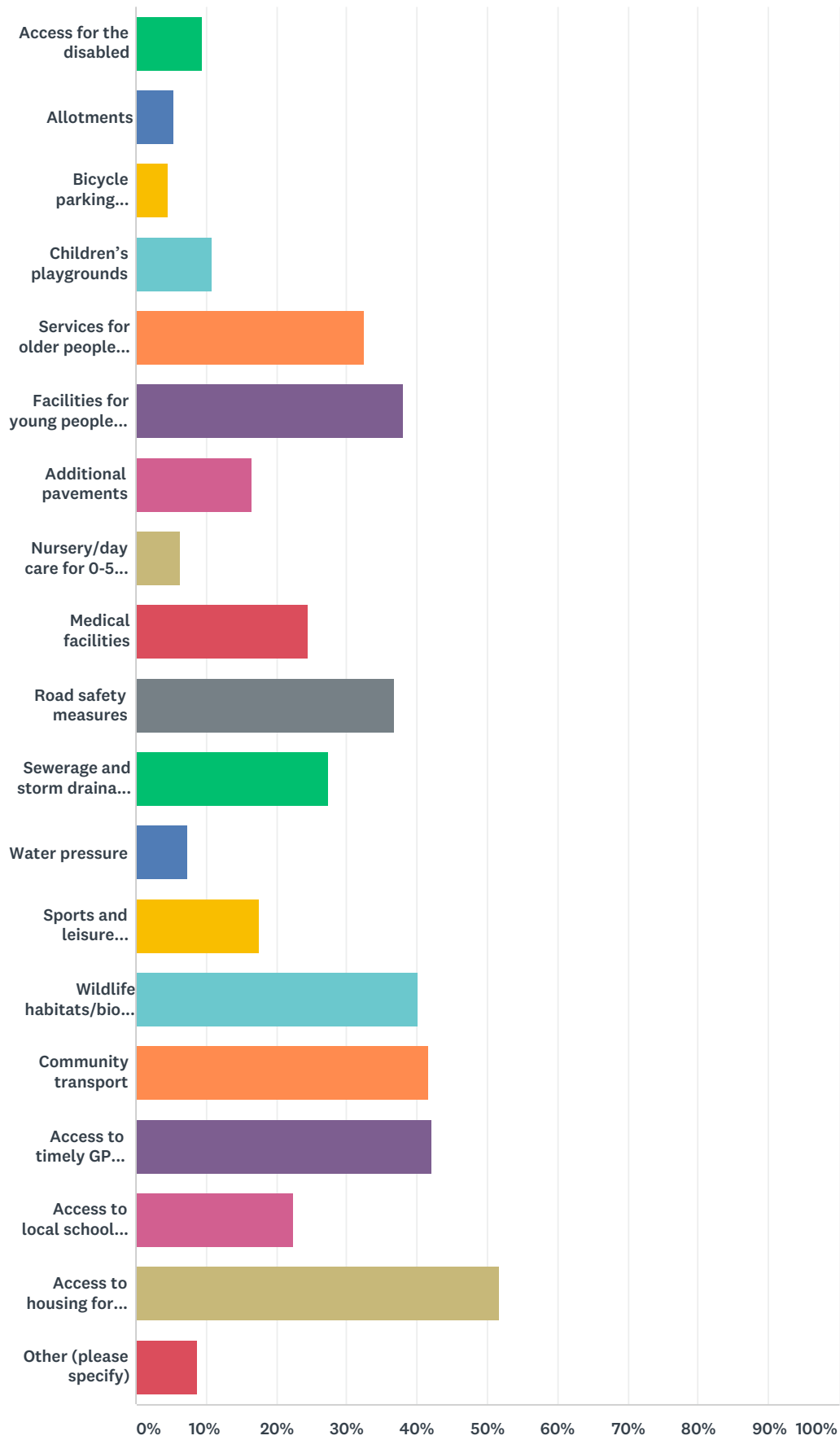


ANSWER CHOICES	RESPONSES	
Baby changing facilities	2.75%	9
Community owned allotments	12.84%	42
Green energy	40.67%	133
Improved communication infrastructure (e.g. broadband)	68.81%	225
Improved mobile phone coverage	78.29%	256
Improved play/recreation facilities for children/teenagers	36.70%	120
More benches or seating	20.18%	66
More litter bins	28.75%	94
Sporting facilities	37.00%	121
Other (please specify)	12.54%	41
Total Respondents: 327		

**Q5 Thinking of the Parish over the next 15 years, which of the following should be a priority? (Please select UP TO FIVE from the following list)**

Answered: 331 Skipped: 1



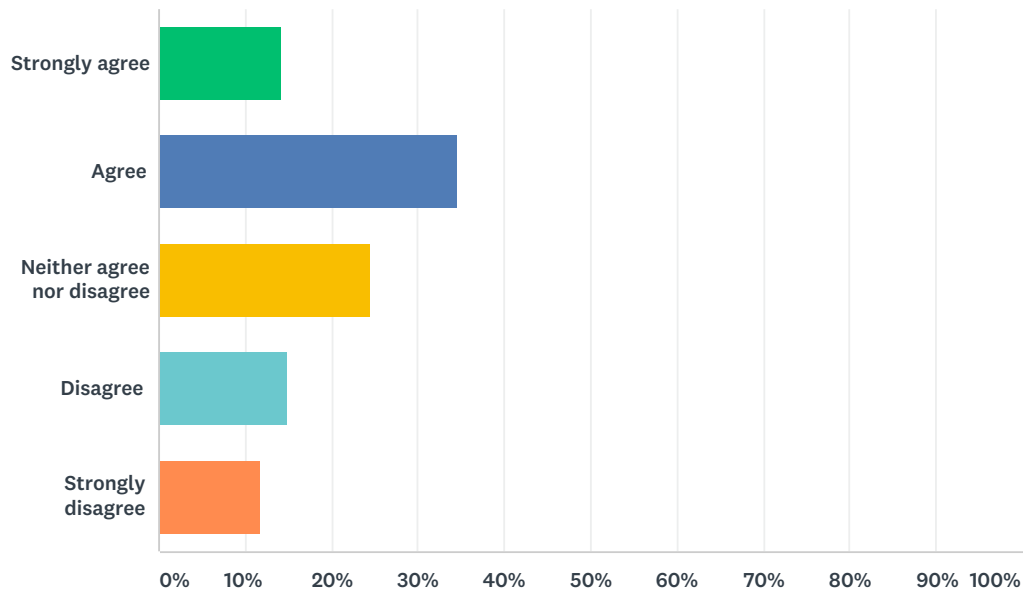


ANSWER CHOICES	RESPONSES	
Access for the disabled	9.37%	31
Allotments	5.44%	18

Bicycle parking facilities	4.53%	15
Children's playgrounds	10.88%	36
Services for older people such as visiting, meals on wheels	32.33%	107
Facilities for young people such as space for teenagers to meet up	38.07%	126
Additional pavements	16.62%	55
Nursery/day care for 0-5 years	6.34%	21
Medical facilities	24.47%	81
Road safety measures	36.86%	122
Sewerage and storm drainage facilities	27.49%	91
Water pressure	7.25%	24
Sports and leisure facilities	17.52%	58
Wildlife habitats/biodiversity	40.18%	133
Community transport	41.69%	138
Access to timely GP appointments	41.99%	139
Access to local school places	22.36%	74
Access to housing for local people	51.66%	171
Other (please specify)	8.76%	29
Total Respondents: 331		

### Q6 Do you agree there is a need for new homes in the Parish?(select ONE ONLY)

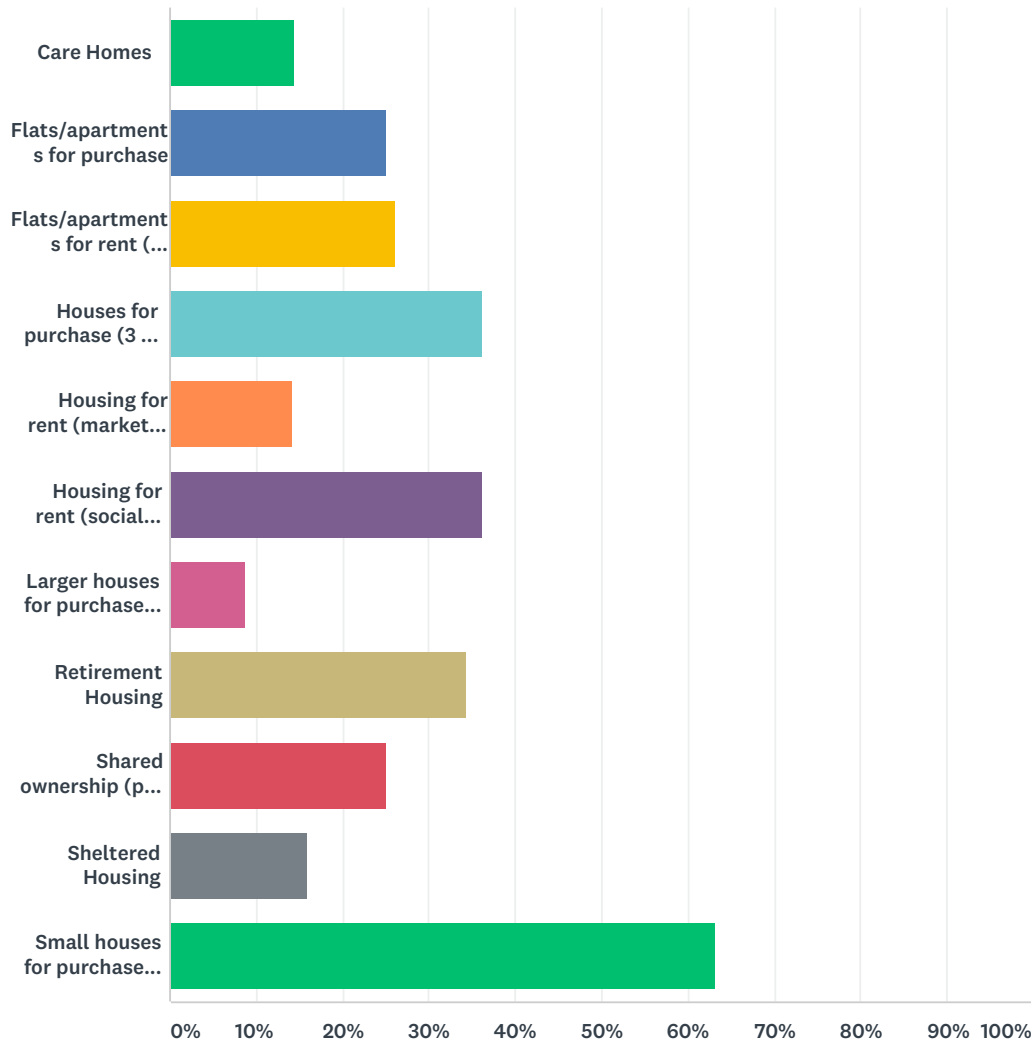
Answered: 315 Skipped: 17



ANSWER CHOICES	RESPONSES	
Strongly agree	14.29%	45
Agree	34.60%	109
Neither agree nor disagree	24.44%	77
Disagree	14.92%	47
Strongly disagree	11.75%	37
<b>TOTAL</b>		<b>315</b>

### Q7 Which types of new homes do you think are most needed in the Parish?(Please select UP TO FOUR housing types you think are needed)

Answered: 282 Skipped: 50



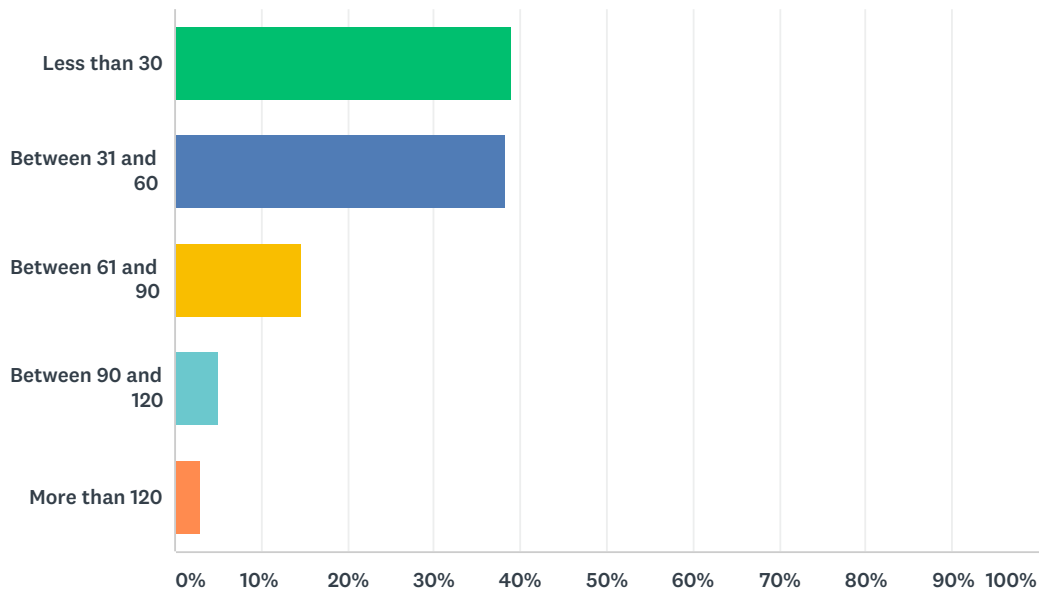
ANSWER CHOICES	RESPONSES	
Care Homes	14.54%	41
Flats/apartments for purchase	25.18%	71
Flats/apartments for rent (1 or 2 bedrooms)	26.24%	74
Houses for purchase (3 or 4 bedrooms)	36.17%	102
Housing for rent (market / privately)	14.18%	40
Housing for rent (social / housing association)	36.17%	102
Larger houses for purchase (more than 4 bedrooms)	8.87%	25
Retirement Housing	34.40%	97
Shared ownership (part rent/part buy)	25.18%	71
Sheltered Housing	15.96%	45

---

Small houses for purchase (1 or 2 bedrooms)	63.12%	178
Total Respondents: 282		

### Q8 If more homes were to be built between now and 2033 (15 years), what level of development would be appropriate? (tick ONE ONLY)

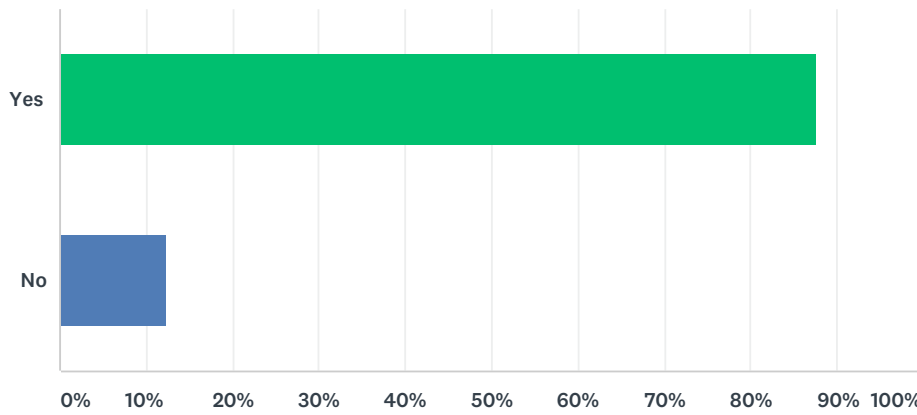
Answered: 313 Skipped: 19



ANSWER CHOICES	RESPONSES	
Less than 30	38.98%	122
Between 31 and 60	38.34%	120
Between 61 and 90	14.70%	46
Between 90 and 120	5.11%	16
More than 120	2.88%	9
<b>TOTAL</b>		<b>313</b>

### Q9 Would you agree to building affordable housing for people on low or modest incomes with a local connection if there was a proven need?

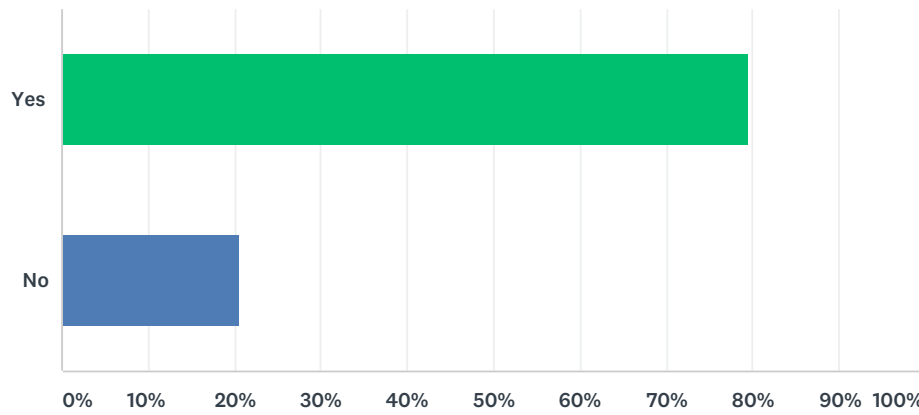
Answered: 316 Skipped: 16



ANSWER CHOICES	RESPONSES	
Yes	87.66%	277
No	12.34%	39
TOTAL		316

### Q10 Should our plan have a policy which encourages and supports self-build homes for local people?

Answered: 299 Skipped: 33

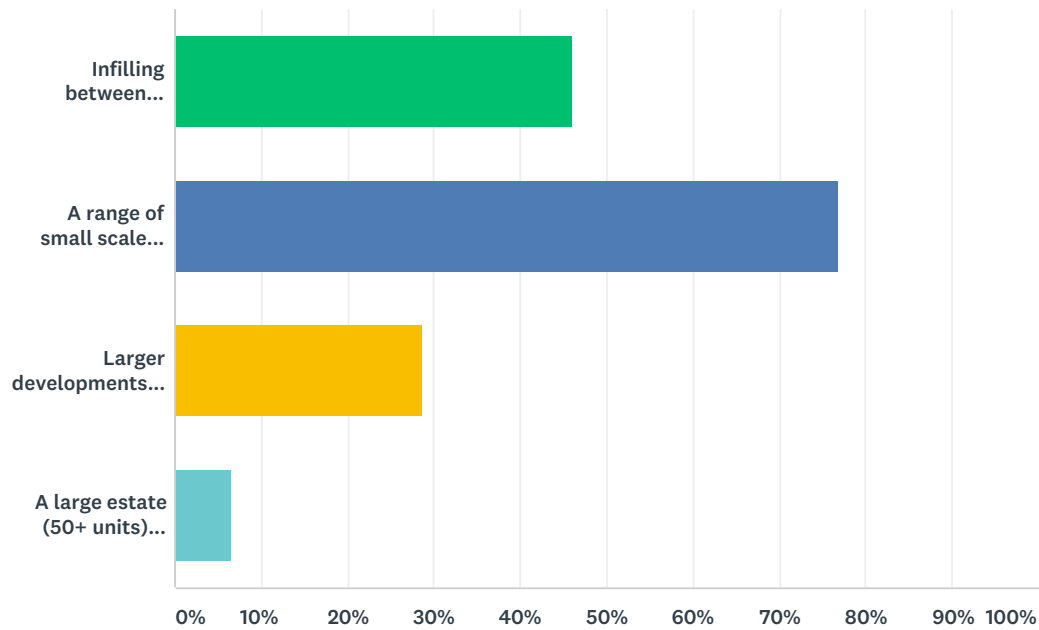


ANSWER CHOICES	RESPONSES	
Yes	79.60%	238
No	20.40%	61
TOTAL		299



### Q11 What type of development is appropriate to accommodate new homes in the Parish?(Please select ALL those you feel are appropriate)

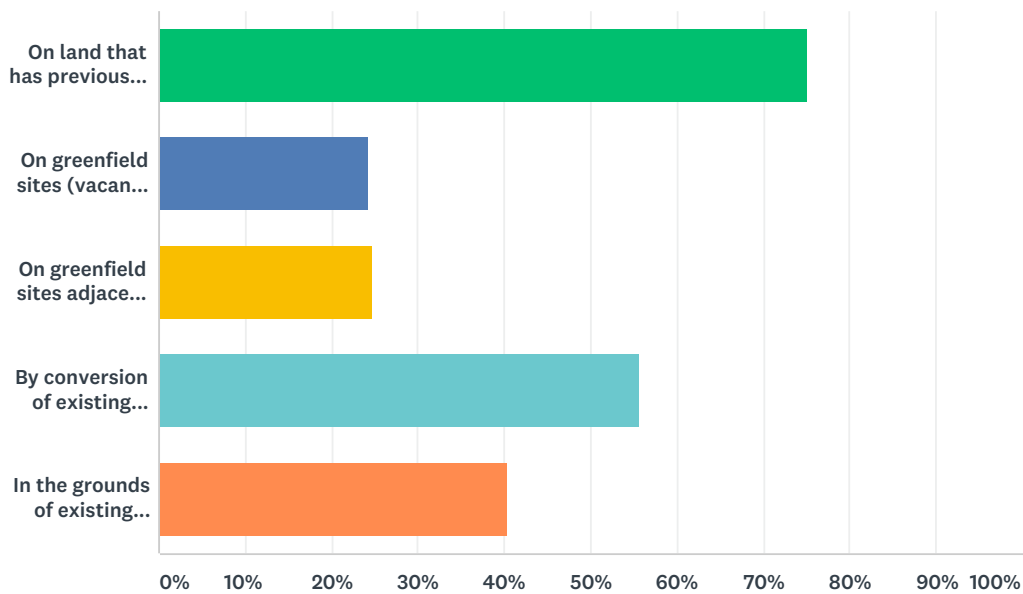
Answered: 306 Skipped: 26



ANSWER CHOICES	RESPONSES	
Infilling between existing houses	46.08%	141
A range of small scale developments (1-10 units)	76.80%	235
Larger developments (more than 11) including affordable housing	28.76%	88
A large estate (50+ units) including affordable housing	6.54%	20
Total Respondents: 306		

### Q12 Where should any building development be located?(Please select as many or as few as you think are appropriate)

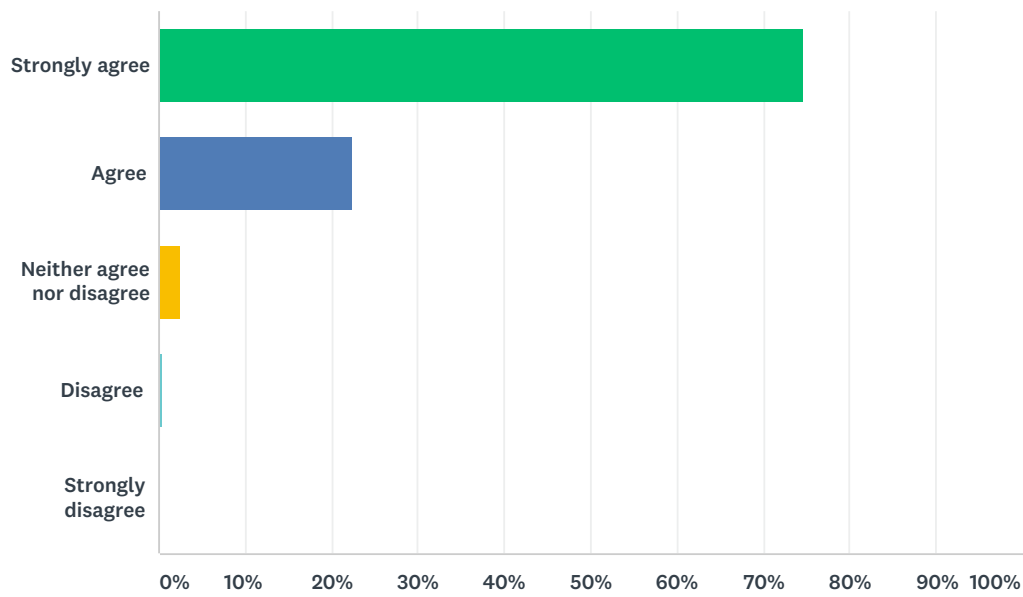
Answered: 309 Skipped: 23



ANSWER CHOICES	RESPONSES	
On land that has previously been developed	75.08%	232
On greenfield sites (vacant land that has not been developed) inside existing village boundaries	24.27%	75
On greenfield sites adjacent to existing village boundaries	24.60%	76
By conversion of existing properties into flats/apartments	55.66%	172
In the grounds of existing properties	40.45%	125
Total Respondents: 309		

### Q13 New development (including extensions) should be sympathetic to its surroundings

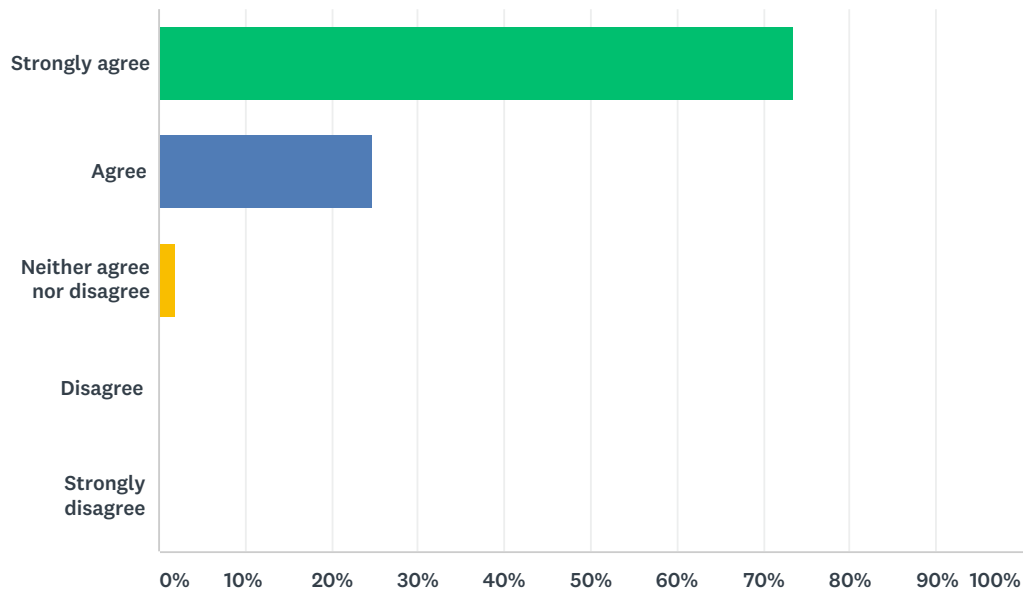
Answered: 316 Skipped: 16



ANSWER CHOICES	RESPONSES	
Strongly agree	74.68%	236
Agree	22.47%	71
Neither agree nor disagree	2.53%	8
Disagree	0.32%	1
Strongly disagree	0.00%	0
<b>TOTAL</b>		<b>316</b>

## Q14 Landscaping should be in harmony with the characteristic surrounding area

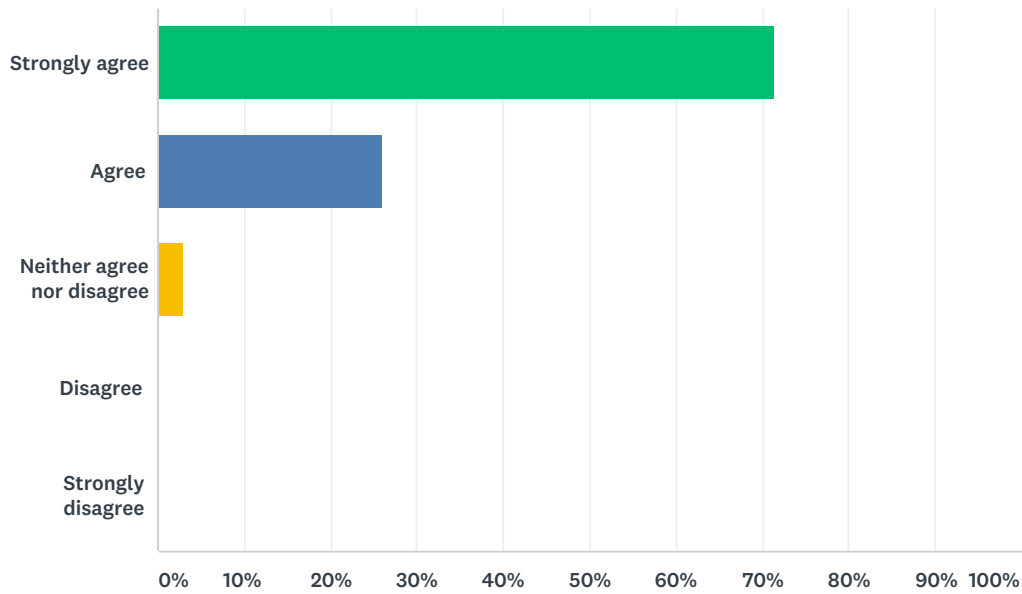
Answered: 312 Skipped: 20



ANSWER CHOICES	RESPONSES	
Strongly agree	73.40%	229
Agree	24.68%	77
Neither agree nor disagree	1.92%	6
Disagree	0.00%	0
Strongly disagree	0.00%	0
<b>TOTAL</b>		<b>312</b>

### Q15 Adequate parking is provided

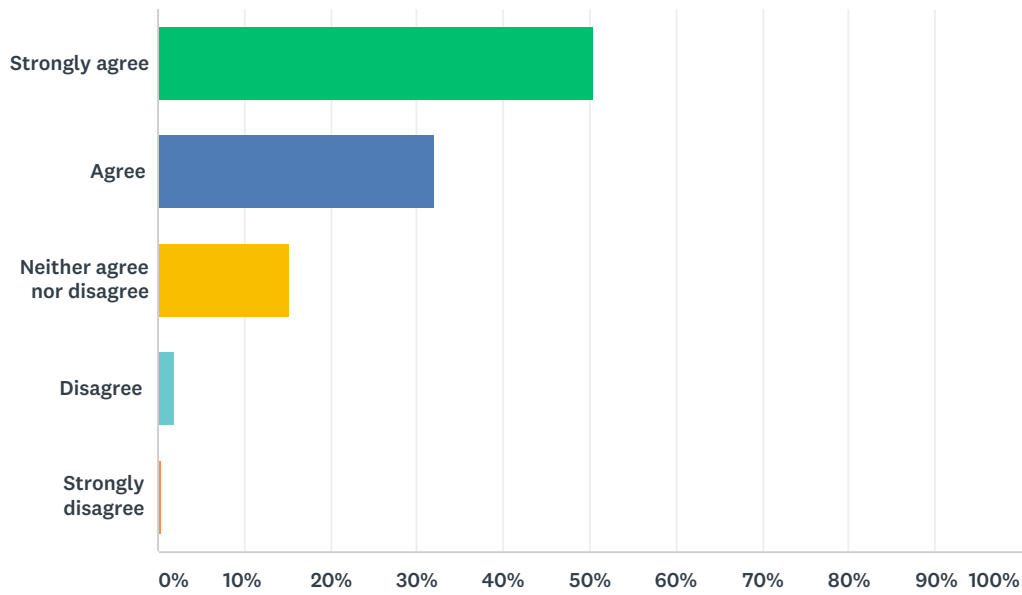
Answered: 317 Skipped: 15



ANSWER CHOICES	RESPONSES	
Strongly agree	71.29%	226
Agree	25.87%	82
Neither agree nor disagree	2.84%	9
Disagree	0.00%	0
Strongly disagree	0.00%	0
<b>TOTAL</b>		<b>317</b>

## Q16 Dark Skies are important - efforts should be made to create specifications for street lights

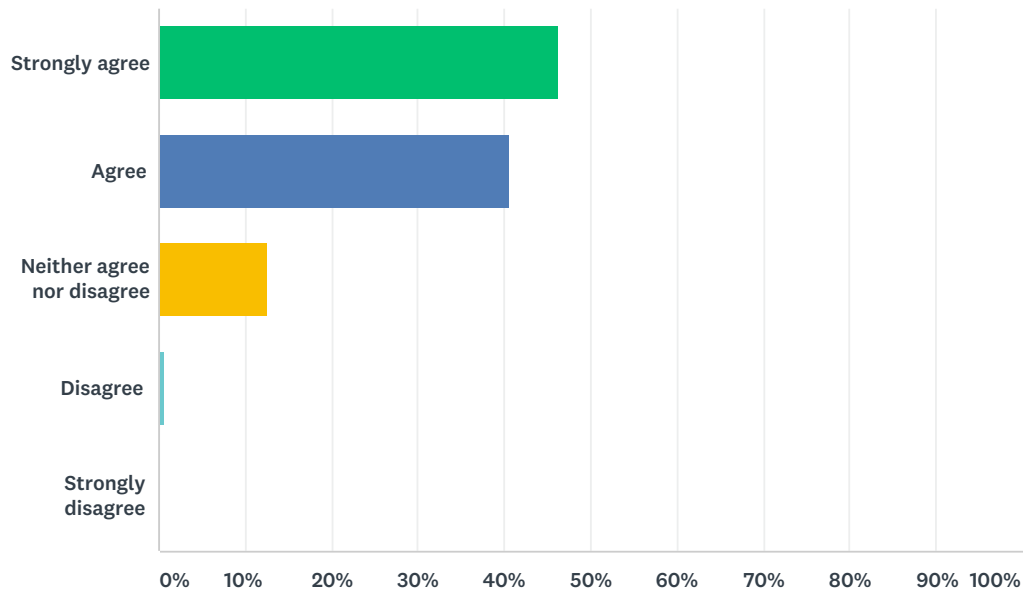
Answered: 307 Skipped: 25



ANSWER CHOICES	RESPONSES	
Strongly agree	50.49%	155
Agree	31.92%	98
Neither agree nor disagree	15.31%	47
Disagree	1.95%	6
Strongly disagree	0.33%	1
<b>TOTAL</b>		<b>307</b>

### Q17 The size and mix of buildings are important

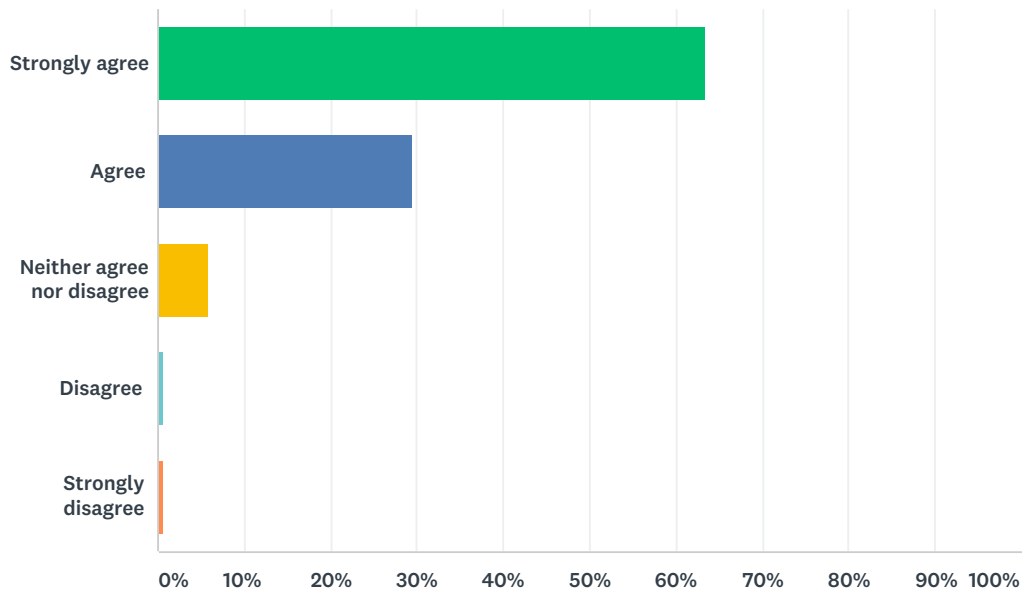
Answered: 305 Skipped: 27



ANSWER CHOICES	RESPONSES	
Strongly agree	46.23%	141
Agree	40.66%	124
Neither agree nor disagree	12.46%	38
Disagree	0.66%	2
Strongly disagree	0.00%	0
<b>TOTAL</b>		<b>305</b>

## Q18 Infill development should respect/maintain adequate space between existing housing

Answered: 306 Skipped: 26

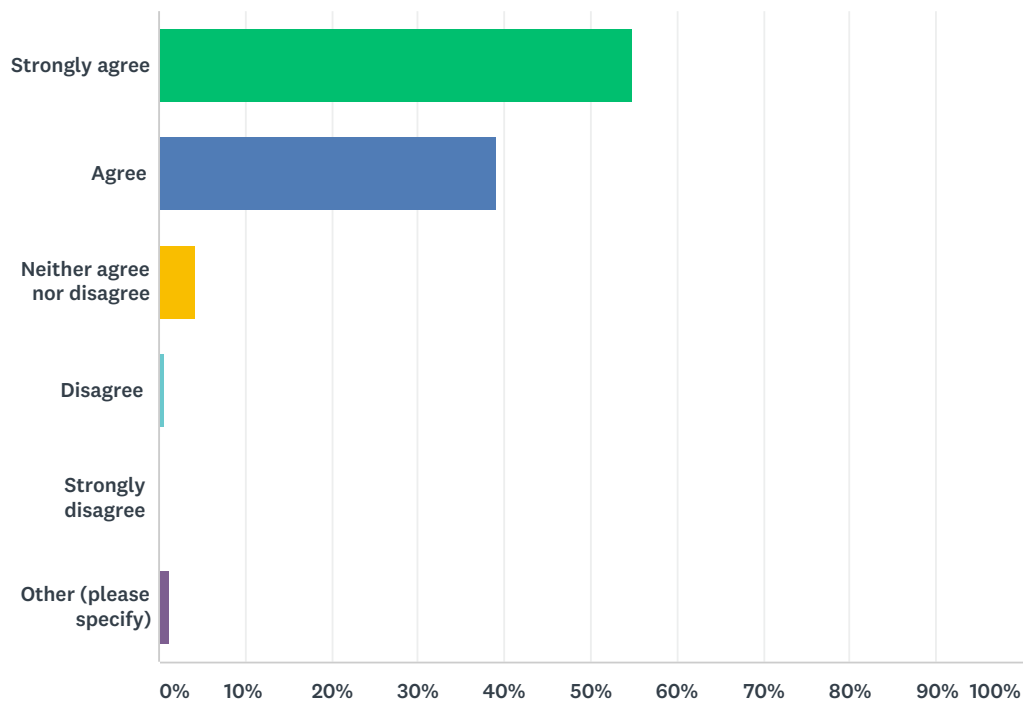


ANSWER CHOICES	RESPONSES	
Strongly agree	63.40%	194
Agree	29.41%	90
Neither agree nor disagree	5.88%	18
Disagree	0.65%	2
Strongly disagree	0.65%	2
<b>TOTAL</b>		<b>306</b>



## Q19 Provide adequate external amenity space for refuse and recycling storage

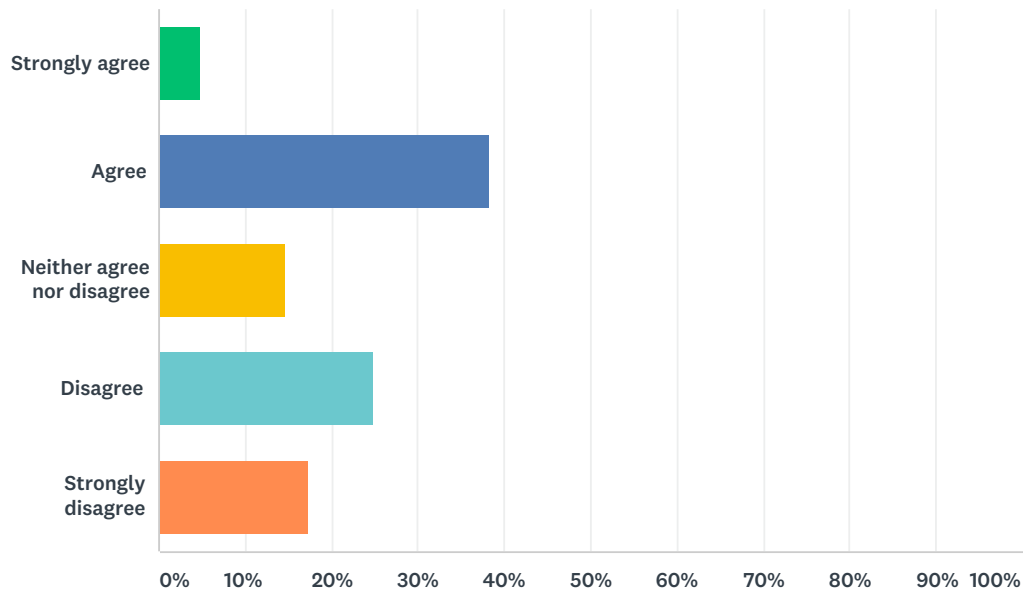
Answered: 314 Skipped: 18



ANSWER CHOICES	RESPONSES	
Strongly agree	54.78%	172
Agree	39.17%	123
Neither agree nor disagree	4.14%	13
Disagree	0.64%	2
Strongly disagree	0.00%	0
Other (please specify)	1.27%	4
<b>TOTAL</b>		<b>314</b>

## Q20 Do you agree that roads throughout the Parish are adequate for the traffic now using them?

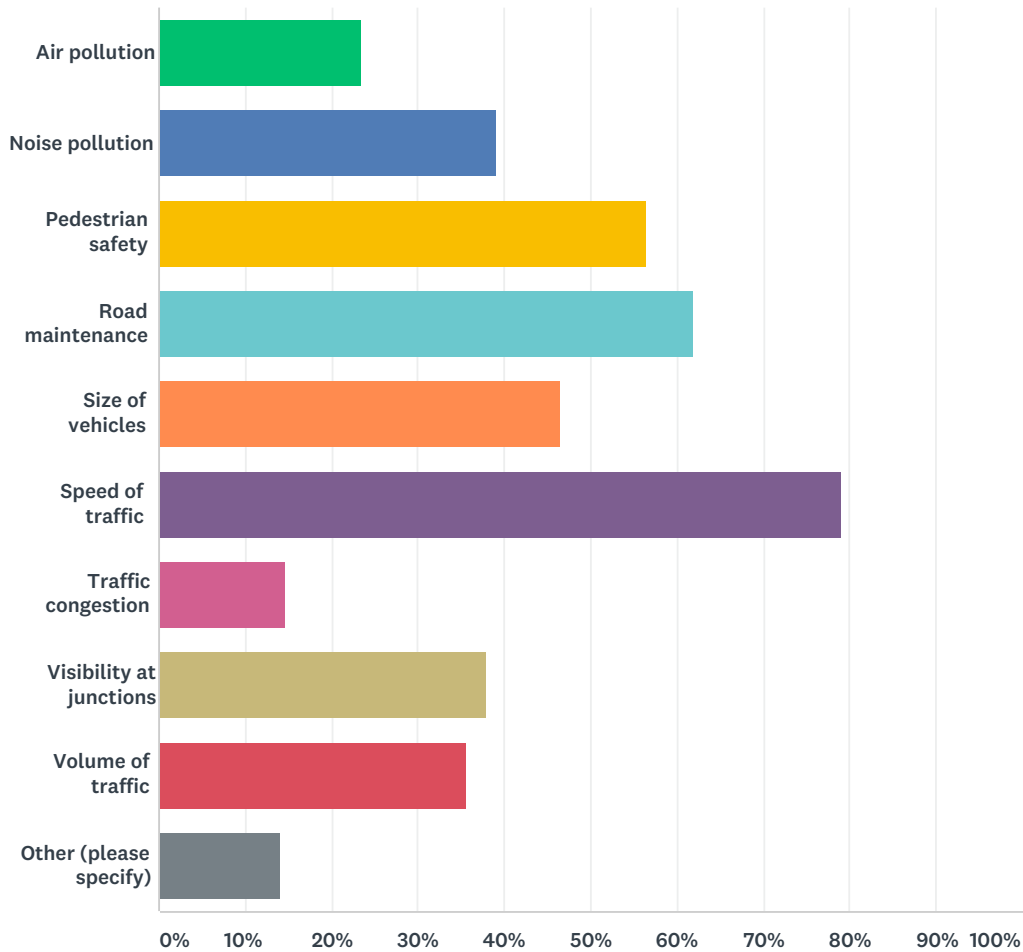
Answered: 316 Skipped: 16



ANSWER CHOICES	RESPONSES	
Strongly agree	4.75%	15
Agree	38.29%	121
Neither agree nor disagree	14.56%	46
Disagree	25.00%	79
Strongly disagree	17.41%	55
TOTAL		316

## Q21 Which, if any, of the following aspects of traffic throughout the Parish are you concerned about? (Please select UP TO FIVE that most concern you)

Answered: 315 Skipped: 17



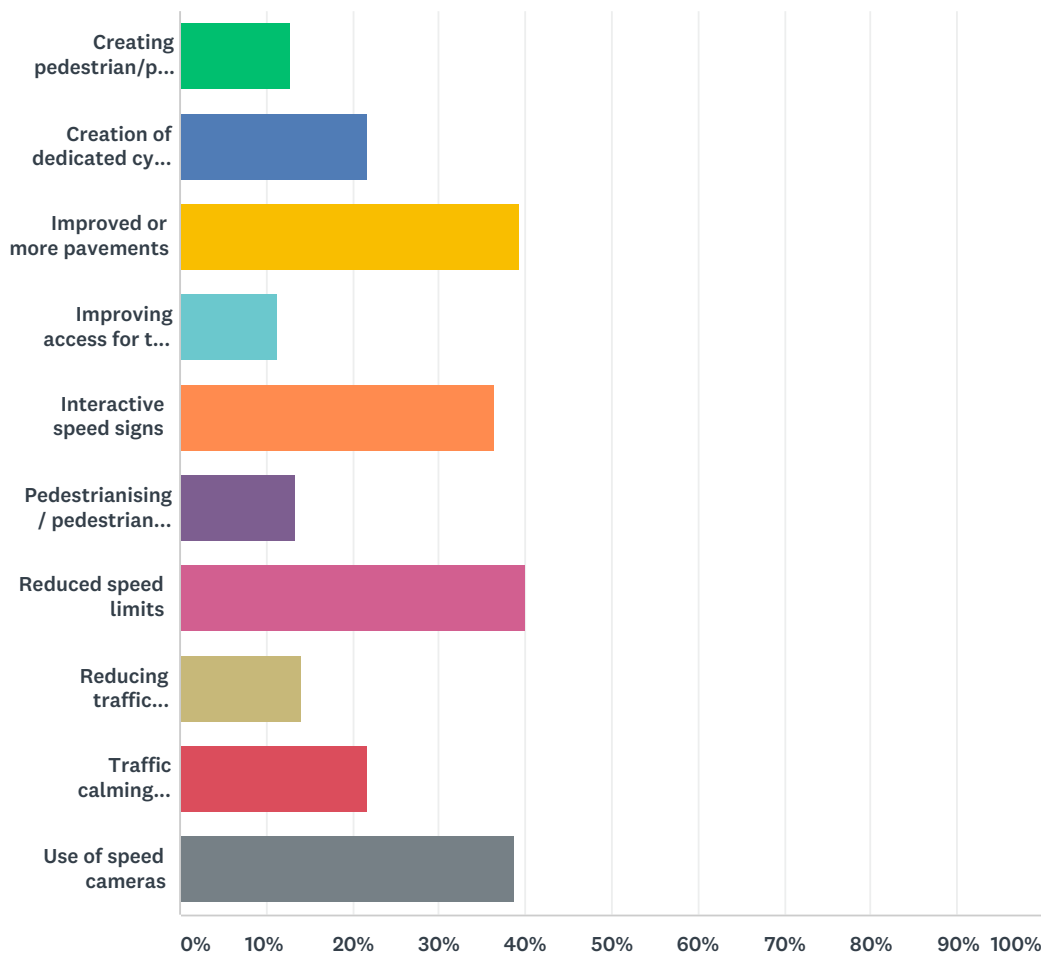
ANSWER CHOICES	RESPONSES
Air pollution	23.49% 74
Noise pollution	39.05% 123
Pedestrian safety	56.51% 178
Road maintenance	61.90% 195
Size of vehicles	46.35% 146
Speed of traffic	79.05% 249
Traffic congestion	14.60% 46
Visibility at junctions	37.78% 119
Volume of traffic	35.56% 112
Other (please specify)	13.97% 44
Total Respondents: 315	

**Q22 Which road(s) cause(s) you most concern?(please state the road(s) and your primary concern)**

Answered: 264 Skipped: 68

### Q23 Which of the following do you think might improve road safety? (Select up to three options you think are most appropriate)

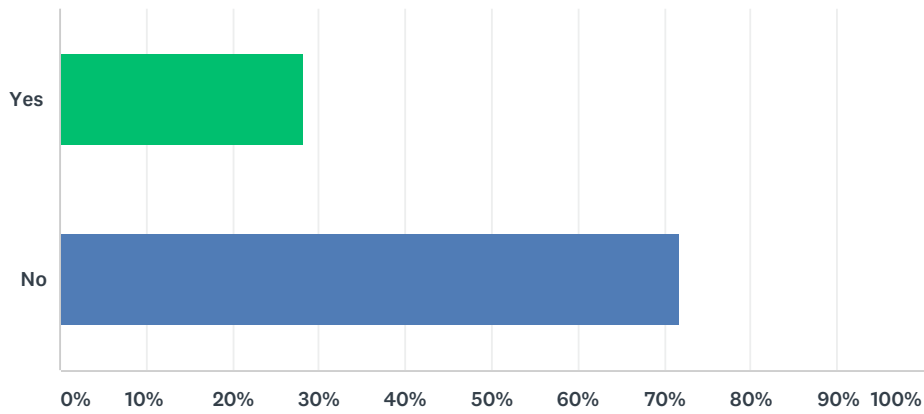
Answered: 308 Skipped: 24



ANSWER CHOICES	RESPONSES
Creating pedestrian/pelican crossings	12.66% 39
Creation of dedicated cycle paths	21.75% 67
Improved or more pavements	39.29% 121
Improving access for the disabled	11.36% 35
Interactive speed signs	36.36% 112
Pedestrianising / pedestrian priority	13.31% 41
Reduced speed limits	39.94% 123
Reducing traffic congestion	13.96% 43
Traffic calming measures / road narrowing	21.75% 67
Use of speed cameras	38.64% 119
Total Respondents: 308	

## Q24 Do you use buses in the Parish?

Answered: 315 Skipped: 17



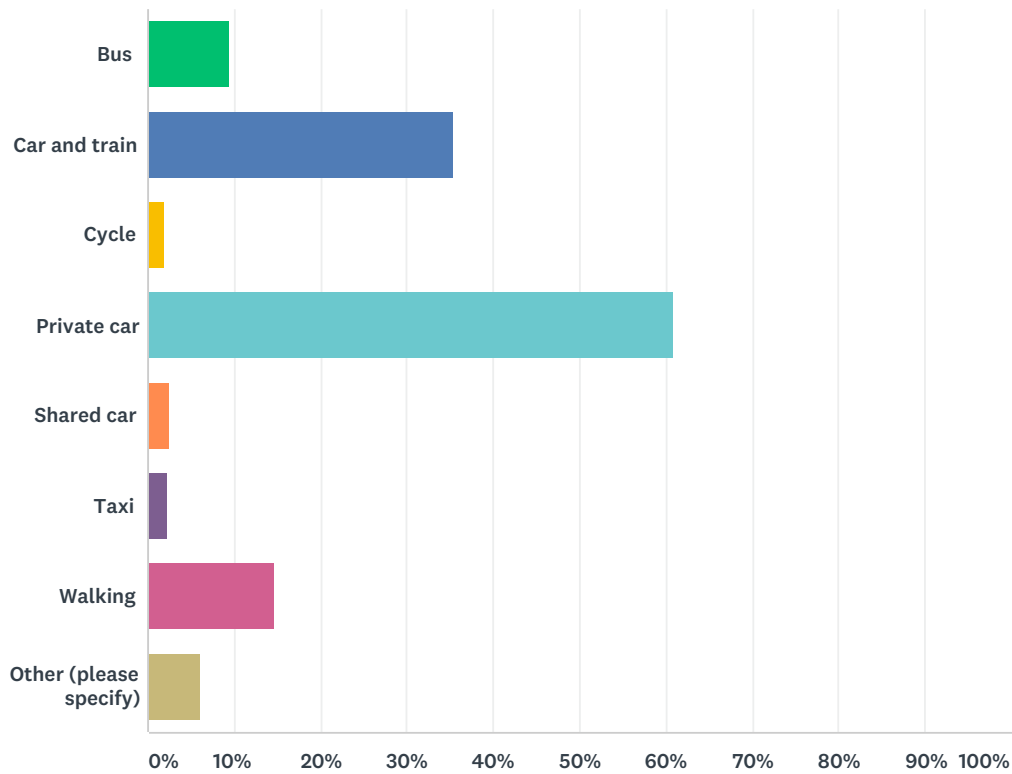
ANSWER CHOICES	RESPONSES	
Yes	28.25%	89
No	71.75%	226
<b>TOTAL</b>		<b>315</b>

## Q25 What would you like to see improved in terms of public transport?

Answered: 195 Skipped: 137

## Q26 What types of transport do you use to reach your place of work or education?

Answered: 268 Skipped: 64

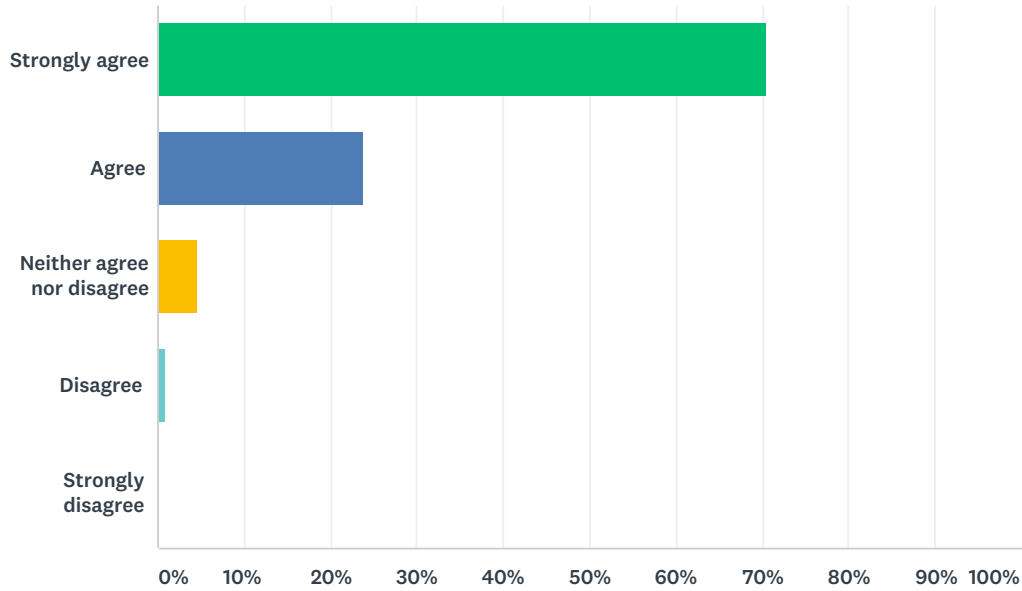


ANSWER CHOICES	RESPONSES	
Bus	9.33%	25
Car and train	35.45%	95
Cycle	1.87%	5
Private car	60.82%	163
Shared car	2.61%	7
Taxi	2.24%	6
Walking	14.55%	39
Other (please specify)	5.97%	16
Total Respondents: 268		



## Q27 Do you agree that Important Local Green Spaces should be designated in order that they might receive similar protection from development as our listed buildings?

Answered: 319 Skipped: 13



ANSWER CHOICES	RESPONSES	
Strongly agree	70.53%	225
Agree	23.82%	76
Neither agree nor disagree	4.70%	15
Disagree	0.94%	3
Strongly disagree	0.00%	0
<b>TOTAL</b>		<b>319</b>

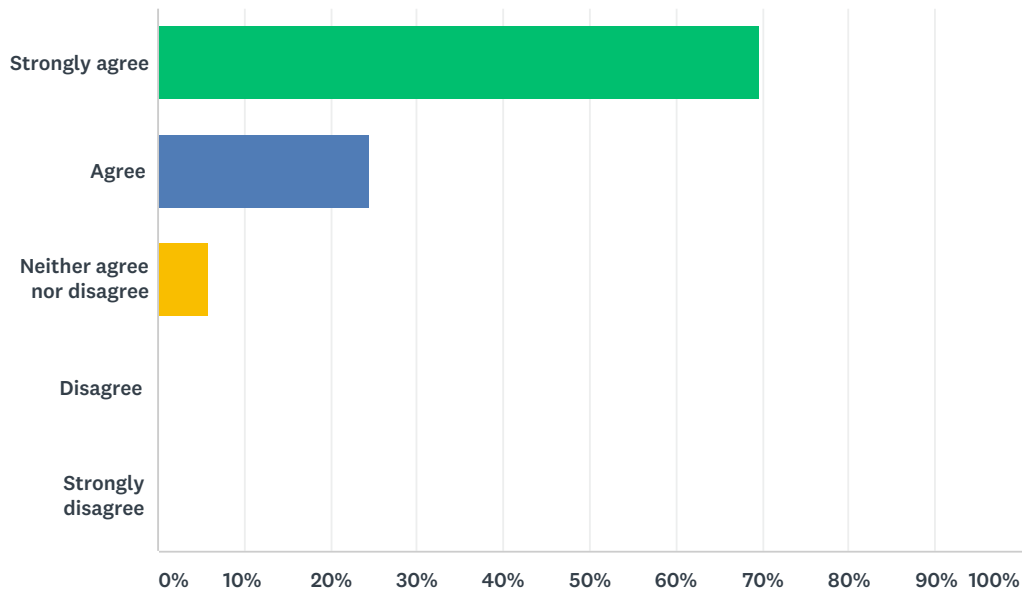
## Q28 Please list your favourite three green spaces with your most favourite first?

Answered: 269 Skipped: 63

ANSWER CHOICES	RESPONSES	
1st Favourite	99.63%	268
2nd Favourite	91.82%	247
3rd Favourite	75.09%	202

## Q29 Do you cherish the views from public open spaces?

Answered: 307 Skipped: 25



ANSWER CHOICES	RESPONSES	
Strongly agree	69.71%	214
Agree	24.43%	75
Neither agree nor disagree	5.86%	18
Disagree	0.00%	0
Strongly disagree	0.00%	0
<b>TOTAL</b>		<b>307</b>

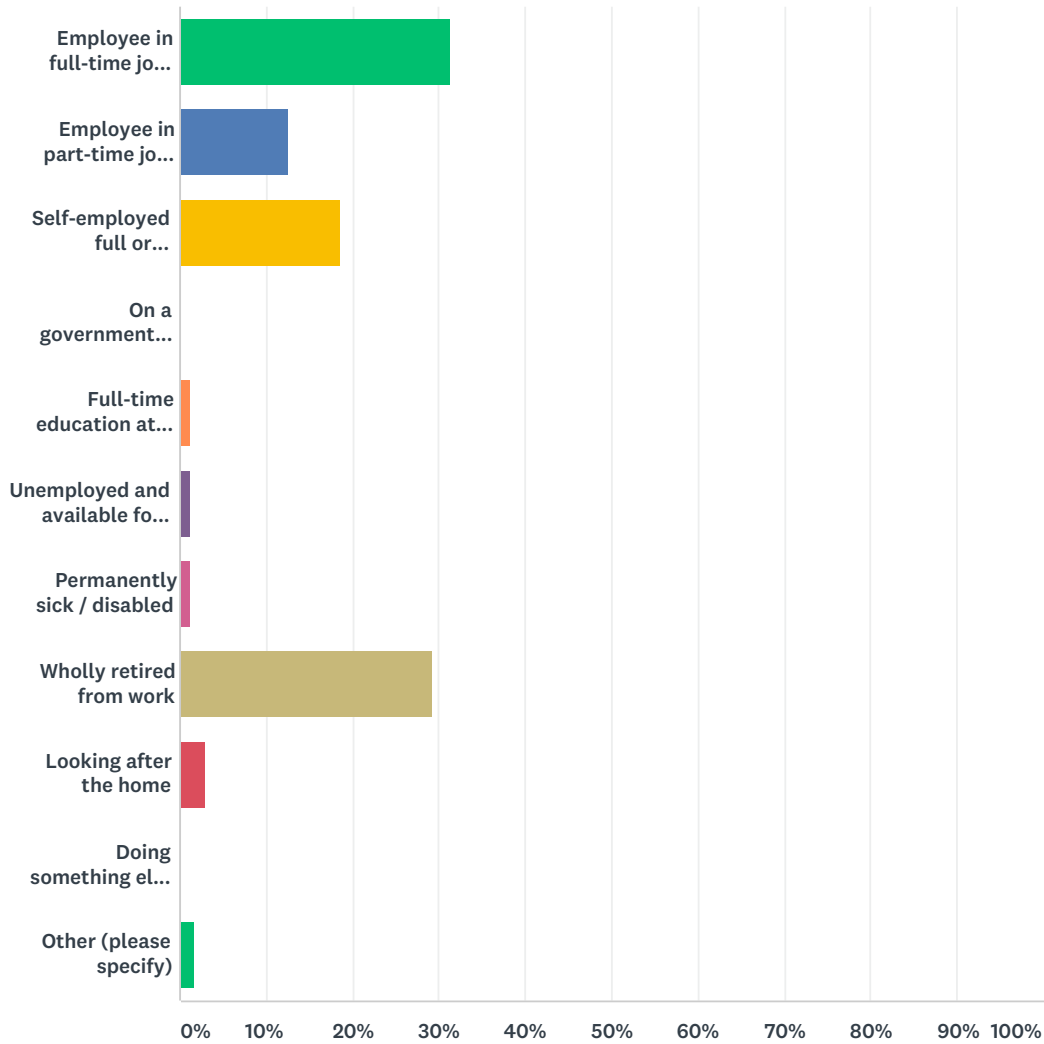
### Q30 Please list your favourite three views with your most favourite first?

Answered: 245 Skipped: 87

ANSWER CHOICES	RESPONSES	
1st favourite	99.59%	244
2nd favourite	86.94%	213
3rd favourite	71.02%	174

### Q31 Which of these describes you best?

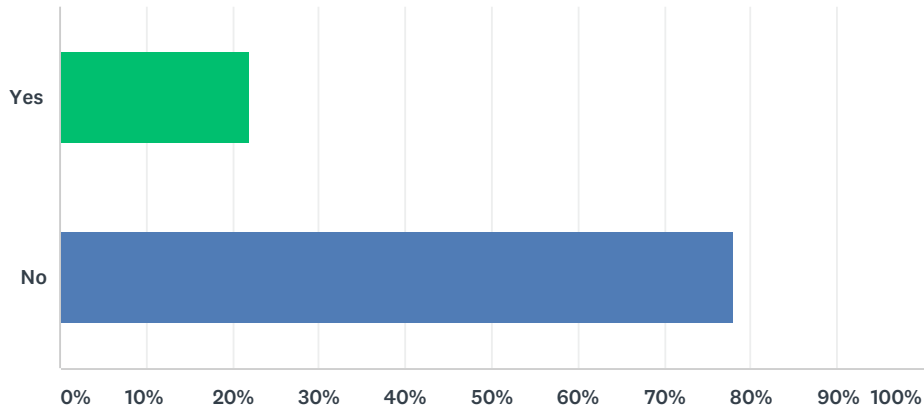
Answered: 318 Skipped: 14



ANSWER CHOICES	RESPONSES	
Employee in full-time job (30hrs + per week)	31.45%	100
Employee in part-time job (under 30hrs per week)	12.58%	40
Self-employed full or part-time	18.55%	59
On a government supported training programme (e.g. modern apprenticeship / training for work)	0.00%	0
Full-time education at school, college or university	1.26%	4
Unemployed and available for work	1.26%	4
Permanently sick / disabled	1.26%	4
Wholly retired from work	29.25%	93
Looking after the home	2.83%	9
Doing something else (please state):	0.00%	0
Other (please specify)	1.57%	5
<b>TOTAL</b>		<b>318</b>

### Q32 Do you work in Lamberhurst Parish?

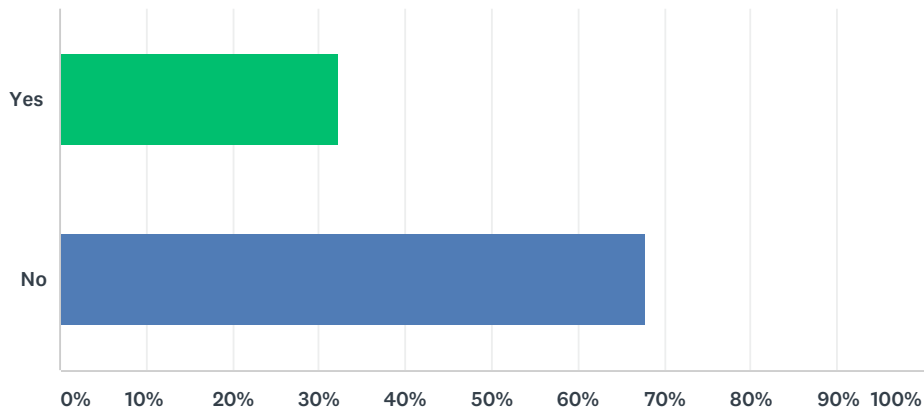
Answered: 300 Skipped: 32



ANSWER CHOICES	RESPONSES	
Yes	22.00%	66
No	78.00%	234
<b>TOTAL</b>		<b>300</b>

### Q33 Do you work regularly from home?

Answered: 298 Skipped: 34



ANSWER CHOICES	RESPONSES	
Yes	32.21%	96
No	67.79%	202
<b>TOTAL</b>		<b>298</b>

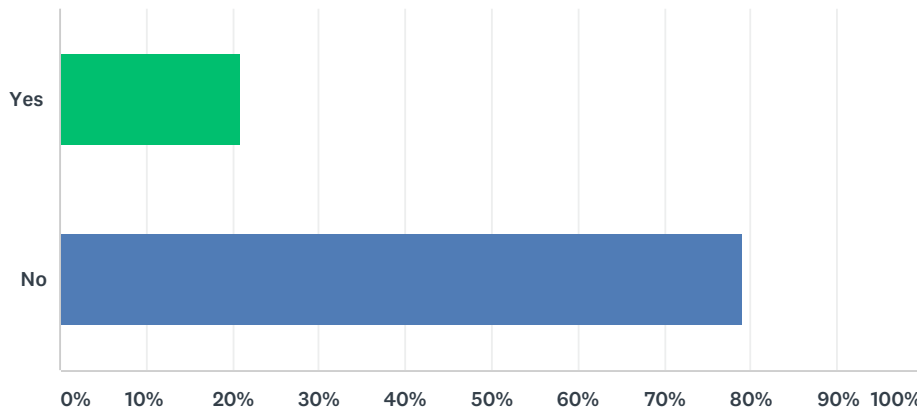
## Q34 If yes how many days per month?

Answered: 108 Skipped: 224



### Q35 Do you run a business from home?

Answered: 297 Skipped: 35



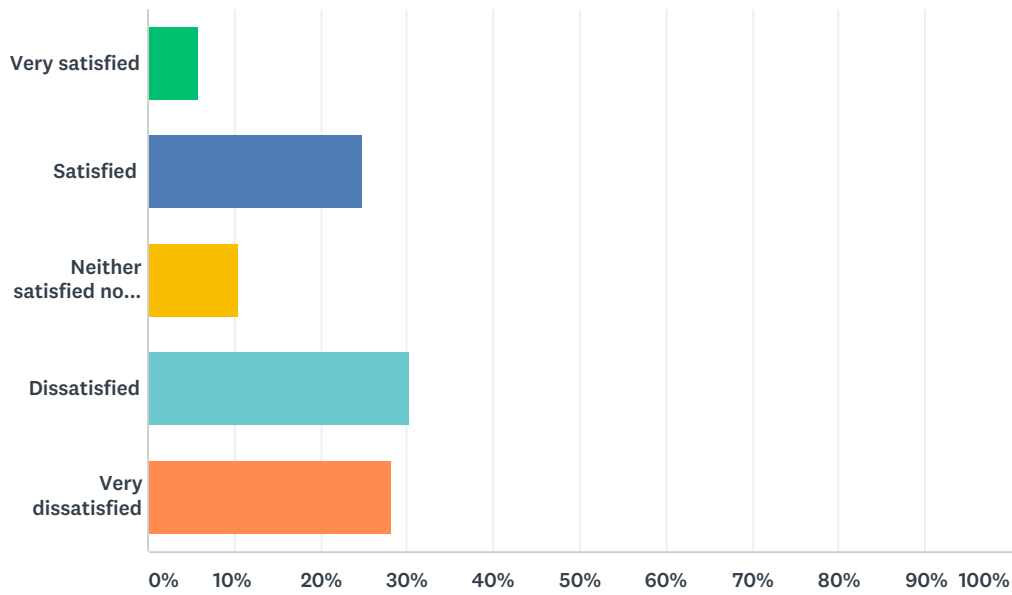
ANSWER CHOICES	RESPONSES	
Yes	20.88%	62
No	79.12%	235
<b>TOTAL</b>		<b>297</b>

## Q36 What type of business is it?

Answered: 104 Skipped: 228

### Q37 If you work from home, how satisfied are you with the telecoms infrastructure?

Answered: 152 Skipped: 180



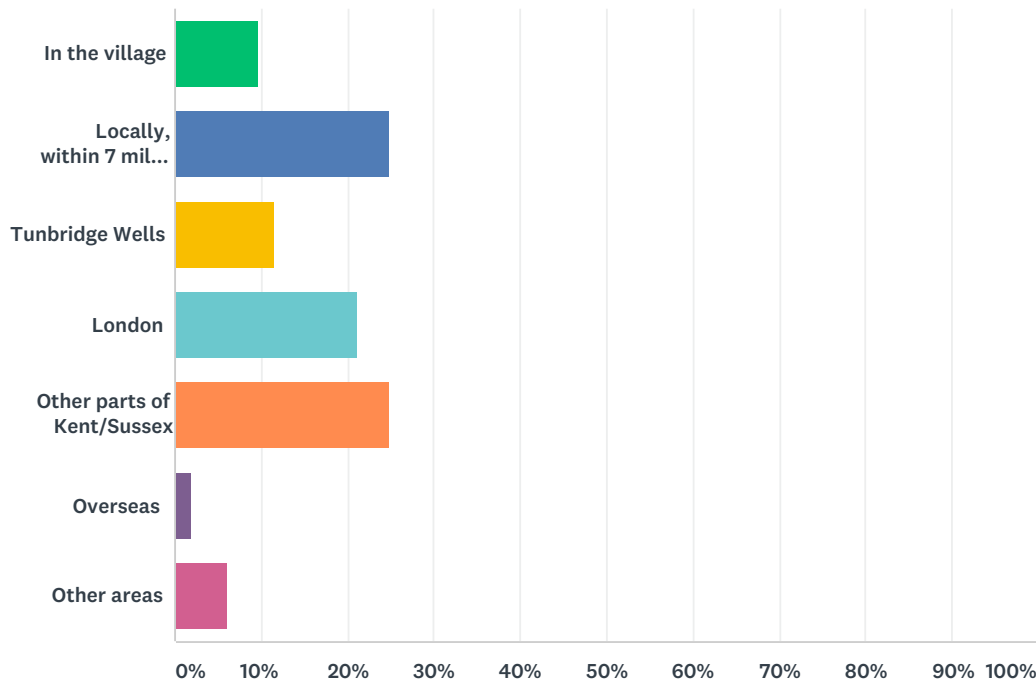
ANSWER CHOICES	RESPONSES	
Very satisfied	5.92%	9
Satisfied	25.00%	38
Neither satisfied nor dissatisfied	10.53%	16
Dissatisfied	30.26%	46
Very dissatisfied	28.29%	43
<b>TOTAL</b>		<b>152</b>

## Q38 Please let us have your business contact details (preferably e-mail)?

Answered: 68 Skipped: 264

### Q39 If you do not work from home, where do you work?

Answered: 165 Skipped: 167



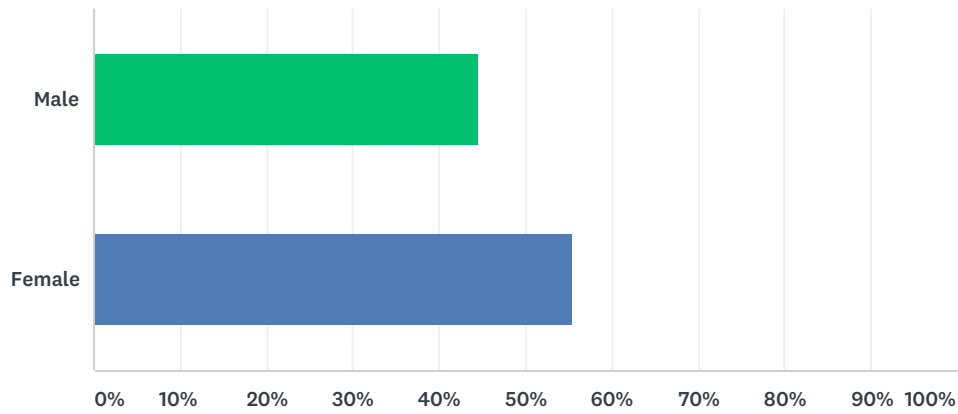
ANSWER CHOICES	RESPONSES	
In the village	9.70%	16
Locally, within 7 miles of the village	24.85%	41
Tunbridge Wells	11.52%	19
London	21.21%	35
Other parts of Kent/Sussex	24.85%	41
Overseas	1.82%	3
Other areas	6.06%	10
<b>TOTAL</b>		<b>165</b>

## Q40 Your postcode

Answered: 310 Skipped: 22

### Q41 Your gender

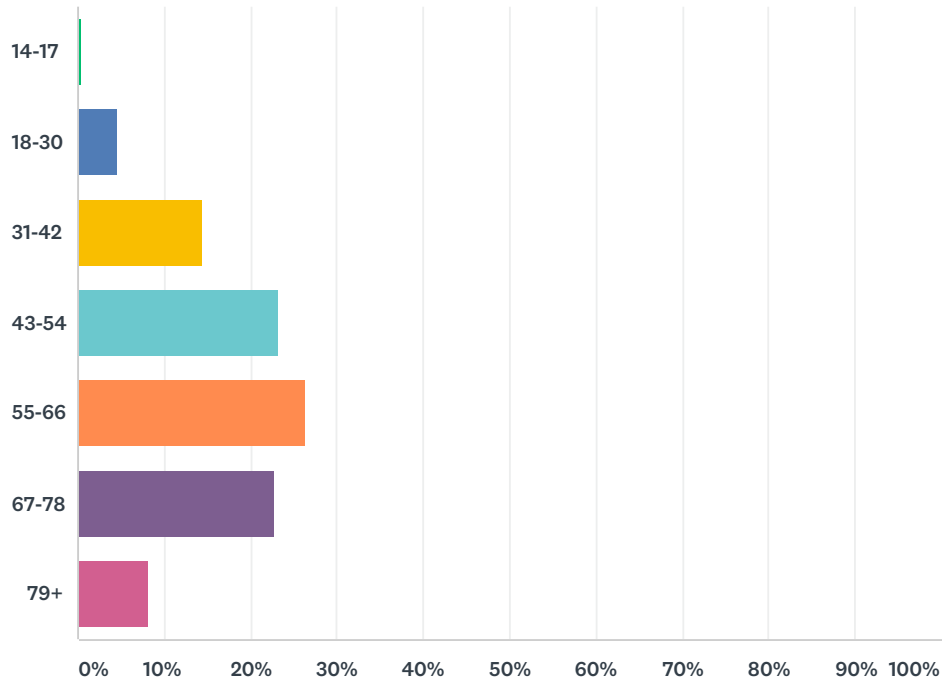
Answered: 303 Skipped: 29



ANSWER CHOICES	RESPONSES	
Male	44.55%	135
Female	55.45%	168
TOTAL		303

### Q42 Your age?

Answered: 310 Skipped: 22

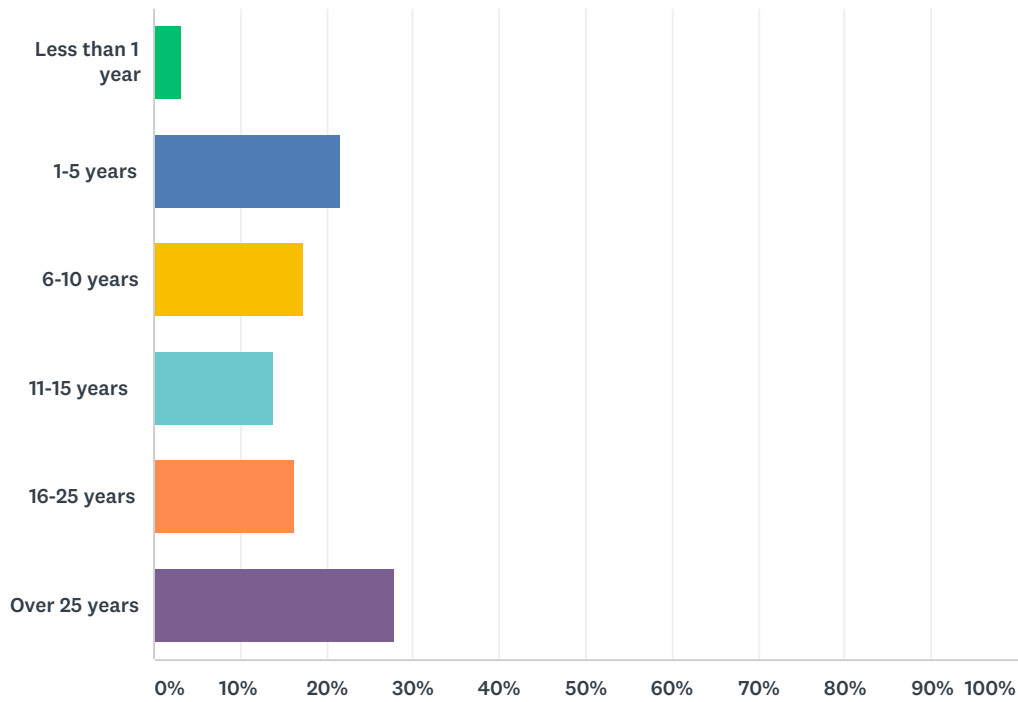


ANSWER CHOICES	RESPONSES	
14-17	0.32%	1
18-30	4.52%	14
31-42	14.52%	45
43-54	23.23%	72
55-66	26.45%	82
67-78	22.90%	71
79+	8.06%	25
<b>TOTAL</b>		<b>310</b>



### Q43 How long have you lived in the Parish?

Answered: 312 Skipped: 20



ANSWER CHOICES	RESPONSES	
Less than 1 year	3.21%	10
1-5 years	21.47%	67
6-10 years	17.31%	54
11-15 years	13.78%	43
16-25 years	16.35%	51
Over 25 years	27.88%	87
<b>TOTAL</b>		<b>312</b>

## Q44 Do you have dependents living in your house (please state how many for each age group)?

Answered: 149 Skipped: 183

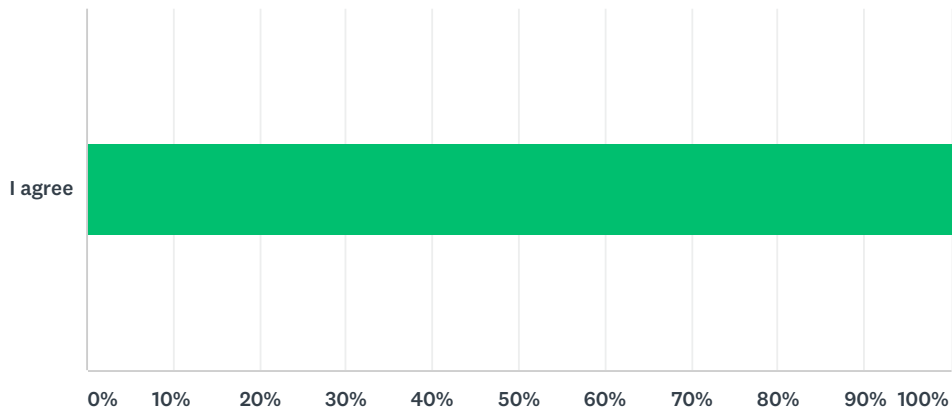
ANSWER CHOICES	RESPONSES	
Under 18	67.79%	101
Over 65	25.50%	38
Other (please state)	25.50%	38

**Q45 If you would like to add any further comments about this Survey or its content then please enter them here:**

Answered: 76 Skipped: 256

### Q46 I agree

Answered: 187 Skipped: 145



ANSWER CHOICES	RESPONSES
I agree	100.00% 187
Total Respondents: 187	

## Q47 Contact information

Answered: 174 Skipped: 158

ANSWER CHOICES	RESPONSES	
Address	0.00%	0
Address 2	0.00%	0
City/Town	0.00%	0
Company	0.00%	0
Country	0.00%	0
Email Address	94.83%	165
Name	0.00%	0
Phone Number	71.84%	125
State/Province	0.00%	0
ZIP/Postal Code	0.00%	0